

Make sure you read the README.txt file in the Program Files /TSO folder before you begin.

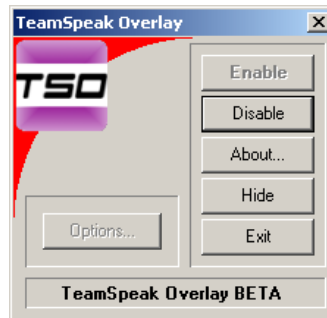
**Here is some important TSO information**  
**This software is legacy, therefore it does not support:**

- \* **Windows Vista or Windows 7**
- \* **Any Windows Server OS**
- \* **Any 64-Bit version of Windows**
- \* **Integration with TeamSpeak 3**
- \* **DirectX versions > 9**

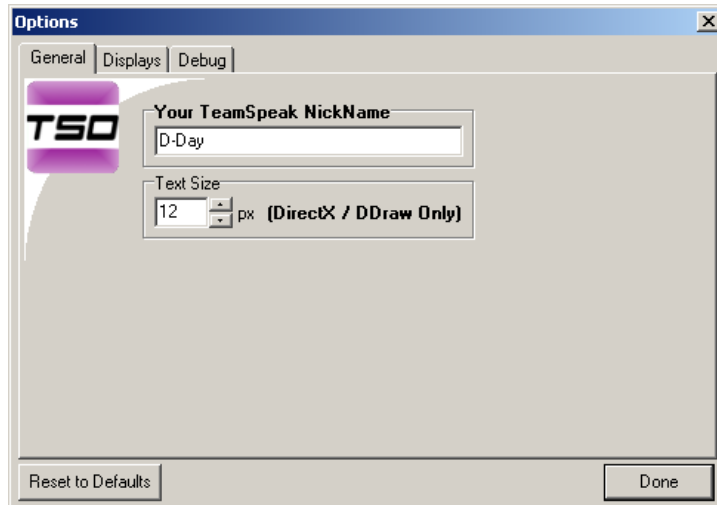
1. Start TeamSpeak (TS) – you don't have to be in a TS server, just have it running.
2. Start the Team Speak Overlay (TSO).(You may get a window called Teamspeak Overlay warning about TSO being a Beta and the company not taking any responsibilities, etc., click the OK button.
3. Now you should get a TSO icon in the lower right corner of your PC that looks like this:



4. Next, double click on that icon and you should get a window called TeamSpeak Overlay, like this:

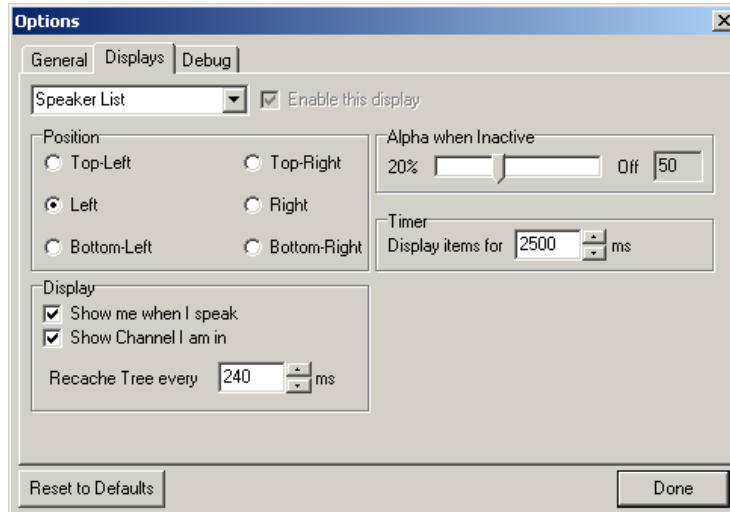


5. Click the "Disable" button, then click on the "Options..." button. A new window called "Options" will open, like this:

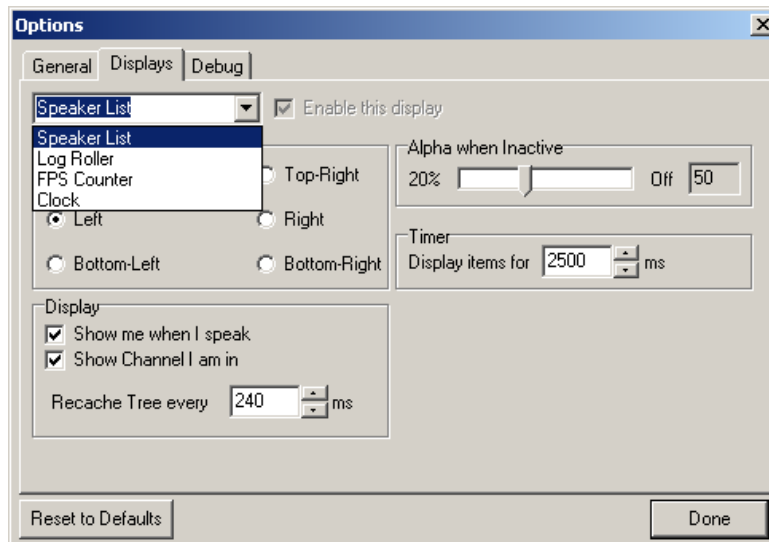


6. You will see three tabs at the top left side of the options window. The "General" tab should be selected. Put the name you want to be displayed on your PC screen into the box called "Your TeamSpeak NickName". You can leave the "Text" Size box alone for now (this box sets up the size of the text to be displayed on the PC screen).

7. Next, select the “Displays” tab. This tab contains all of the different stuff that will be displayed on the PC screen, and how long it will display it. The first display is called “Speaker List”. The speaker is who ever is talking on TS at the time



8. After you get the “Speaker List”, you can also adjust three other displayed lists, called “Log Roller”, “FPS Counter”, and “Clock”. Log Roller displays all of the other speakers in TS, the name of the channel you’re in, and those who leave and enter the TS server (you won’t see the actual name of the TS server, until you connect to one). I don’t enable the other two displays (FPS counter and Clock).



9. Don’t worry about the “Debug” tab, you don’t have to make any setting changes there. If you are still having problems, there is a TSO user’s forum at:  
<http://forum.qbnut.com/index.php?sid=97f771448ca3f73117a48bc02bf01fbc>